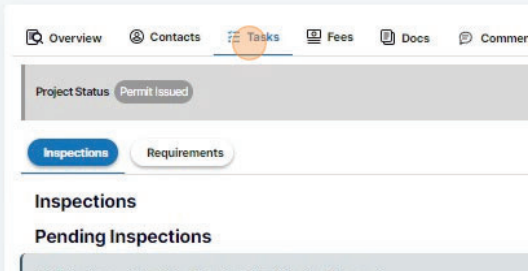


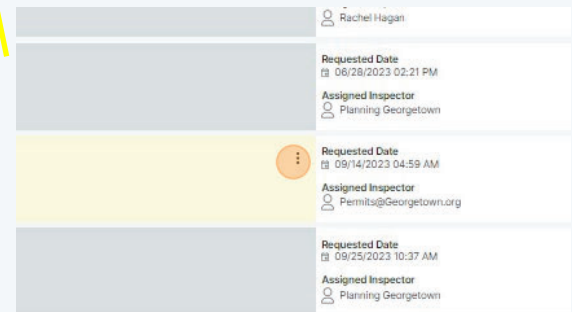
How to Cancel an Inspection in MGO Connect

1 Log into www.mgoconnect.org and find the project number and open .

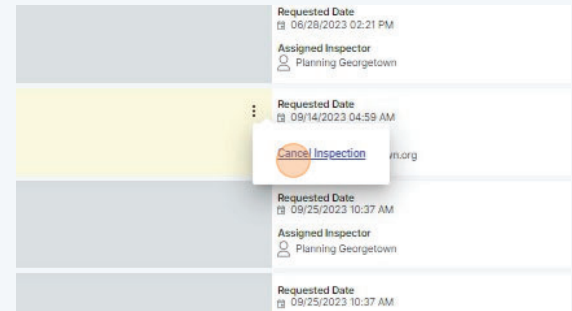
2 Click "Tasks" on the top of the permit information



3 Locate the inspection you would like to cancel and click on the three dots



4 Cancel inspection will appear and click "Cancel Inspection"



i You cannot cancel an inspection if it has been assigned to an inspector. You must contact the inspector directly to cancel the inspection. Do not call permits - you must contact the inspector directly via email or phone