

Guide: How to submit a permit application on www.mgoconnect.org under a main permit numbers such as a plumbing permit, electrical permits, mechanical permit, expired permit, or revisions/re submittal application

City of Georgetown
How to submit a permit under main permit

1 Navigate to <https://www.mgoconnect.org/auth/login>

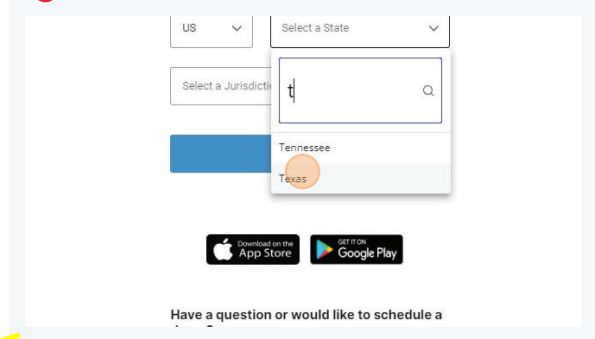
2 Click "Customer Portal"



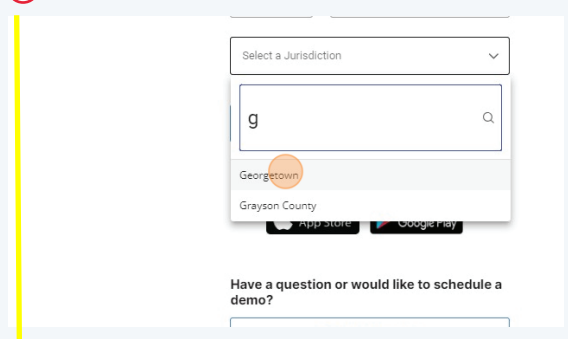
3 Click "Select a State"



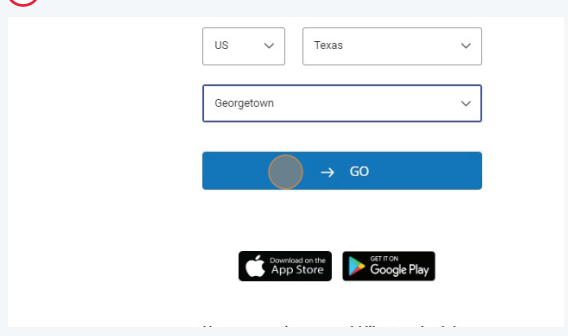
4 Enter Texas and Click on Texas



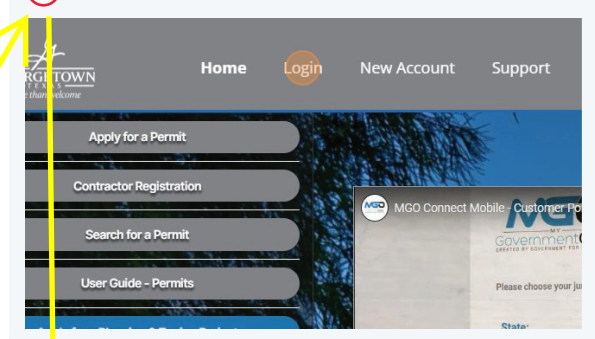
5 Enter Georgetown and Click on Georgetown



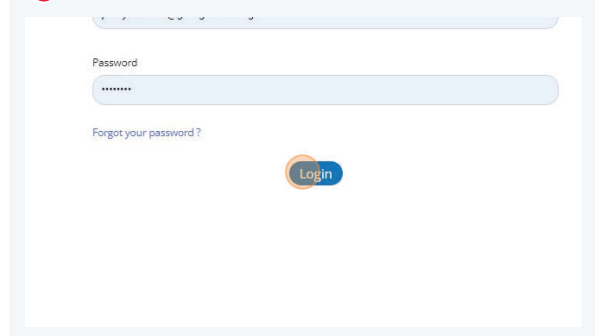
6 Click "GO"



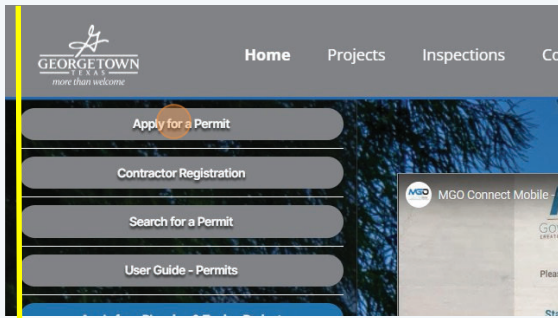
7 Click "Login"



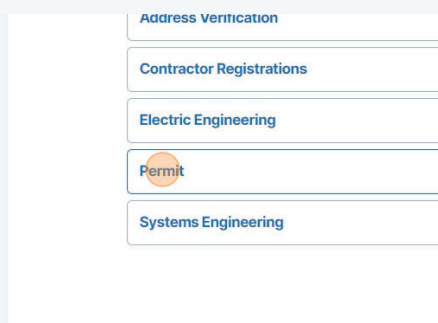
8 Click "Login"



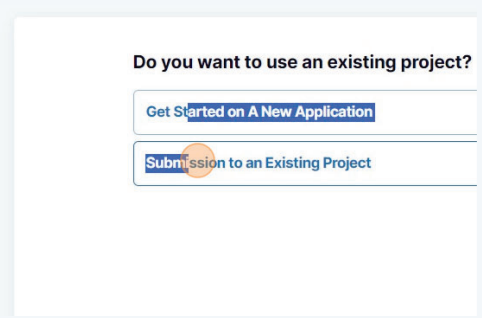
9 Click "Apply for a Permit"



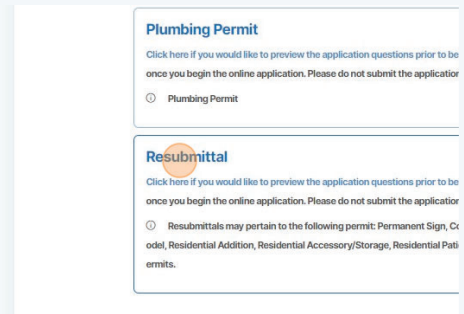
10 Click "Permit"



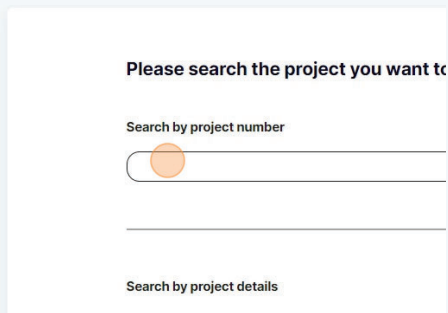
11 Click "Submission to an Existing Project"



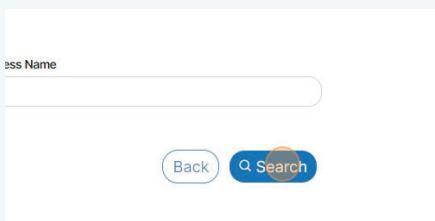
12 Click on type of application you are submitting under a main permit



13 Enter the last five digits of the project number



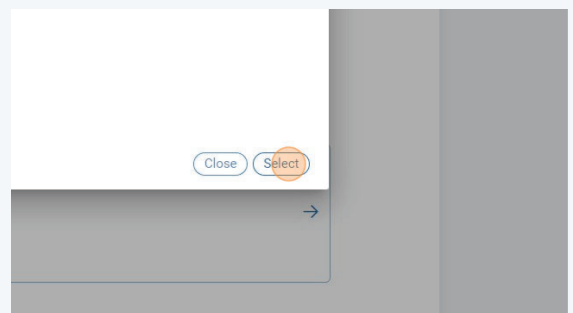
14 After 5 digits entered, click search



15 See the project listed and click on the arrow



16 Confirm this is the project you are trying to submit an application under and click select



17 Complete the required information and questions

Resubmittal By **Billing/Financial Contact**

Personal Information

First Name

Business Name

Residential Address

18 Enter in project description info regarding the submittal or resubmittal

JC

Resubmittal Acknowledgement *
I understand that resubmittals/revisions will be reviewed in the order they are received. Please enter your initials here.

JC

Please describe the nature of your resubmittal: *
Resubmittal for revisions required issued on 10.1.2023

19 Sign the Application

Resubmittal Acknowledgement *
I understand that resubmittals/revisions will be reviewed in the order they are received. Please enter your initials here.

JC

Please describe the nature of your resubmittal: *
Resubmittal for revisions required issued on 10.1.2023

20 Upload any documents or plans required or needed for the submittal

1 pdf files. Please consolidate the document into as few PDF documents as possible.

Drag & drop files or Browse
Supported Formats: jpeg, jpg, png, pdf, xls, xlsx, doc, docx, ppt, pptx, zip, zipx, dwg

21 Click "Next"

1 pdf files. Please consolidate the document into as few PDF documents as possible.

[← Back](#) [→ Next](#)

22 Click "Submit"

Application is ready to submit to the jurisdiction.

[← Back](#) [✓ Submit](#)

23 An application number should appear and then click "CLOSE". Application has been submitted to city

[Back](#) [Submit](#)

ing the "My Applications" section of your account dashboard.

[REVIEW APPLICATION](#) [CLOSE](#)